

ICC • 300-350 mm • 6mm • 40x35 - 1/2"

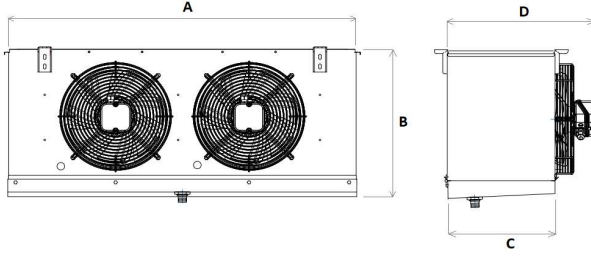
KAPASİTE TABLOSU • CAPACITY TABLE

MODEL / MODEL	Yüzey / Surface	KAPASİTE / CAPACITY (R404A)				Hava Debisi / Air Flow	Boru Hacmi / Tube Volume	Fanlar / Fans		Boyutlar / Dimensions				Defrost Isıtıcıları / Electric Defrost				
		SC1 0/+10°C	SC2 -8/ 0°C	SC3 -25/-18°C	SC4 -31/-25°C			Çap / Diameter	Giriş / Inlet	Çıkış / Outlet	A	B	C	D	E1		Tava / Drain Tray	
															Batarya Coil / Batterie	Batarya Coil / Batterie		Watt
m <sup>2</sup>	Watt	Watt	Watt	Watt	m <sup>3</sup> / h	dm <sup>3</sup>	mm	inch	inch	mm	mm	mm	mm	Watt	Watt	Watt		
1 x Fan	ICC 30.11 FS4 06A	7,39	2.389	1.694	1.263	1.003	1.480	1,99	300	1/2"	1/2"	755	465	310	430	3x260	3x260	2x260
	ICC 30.11 FS6 06A	11,08	3.240	2.198	1.507	1.187	1.340	2,99	300	1/2"	5/8"	755	465	375	495	5x260	5x260	2x260
	ICC 35.11 FS4 06A	8,87	3.519	2.668	1.815	1.400	2.525	2,39	350	1/2"	1/2"	855	545	310	430	4x330	4x330	2x330
	ICC 35.11 FS6 06A	13,30	4.599	3.580	2.618	2.090	2.310	3,59	350	1/2"	5/8"	855	545	375	495	5x330	5x330	2x330
2 x Fan	ICC 30.12 FS4 06A	14,78	4.825	3.425	2.578	2.064	2.960	3,99	300	1/2"	5/8"	1.155	465	310	430	3x520	3x520	2x520
	ICC 30.12 FS6 06A	22,17	6.621	4.499	3.131	2.488	2.680	5,98	300	1/2"	3/4"	1.155	465	375	495	5x520	5x520	2x520
	ICC 35.12 FS4 06A	17,74	7.183	5.467	3.780	2.934	5.050	4,79	350	1/2"	3/4"	1.355	545	310	430	4x650	4x650	2x650
	ICC 35.12 FS6 06A	26,60	9.456	7.234	5.034	3.940	4.620	7,18	350	1/2"	3/4"	1.355	545	375	495	5x650	5x650	2x650
3 x Fan	ICC 30.13 FS4 06A	22,17	7.423	5.208	3.626	3.136	4.440	5,98	300	1/2"	3/4"	1.555	465	310	430	3x780	3x780	2x780
	ICC 30.13 FS6 06A	33,25	10.006	6.797	4.761	3.782	4.020	8,97	300	5/8"	7/8"	1.555	465	375	495	5x780	5x780	2x780
	ICC 35.13 FS4 06A	26,60	10.850	8.272	5.752	4.475	7.575	7,18	350	1/2"	7/8"	1.855	545	310	430	4x980	4x980	2x980
	ICC 35.13 FS6 06A	39,90	14.203	10.784	7.330	5.688	6.930	10,77	350	5/8"	7/8"	1.855	545	375	495	5x980	5x980	2x980
4 x Fan	ICC 30.14 FS4 06A	29,56	9.978	7.031	5.054	3.990	5.920	7,98	300	1/2"	7/8"	1.955	465	310	430	3x1040	3x1040	2x1040
	ICC 30.14 FS6 06A	44,34	11.689	8.898	6.656	5.353	5.360	11,96	300	5/8"	7/8"	1.955	465	375	495	5x1040	5x1040	2x1040
	ICC 35.14 FS4 06A	35,47	14.518	11.077	7.726	6.018	10.100	9,57	350	1/2"	7/8"	2.355	545	310	430	4x1300	4x1300	2x1300
	ICC 35.14 FS6 06A	53,21	19.082	14.622	10.255	8.053	9.240	14,36	350	5/8"	1 1/8"	2.355	545	375	495	5x1300	5x1300	2x1300

ICC • 300-350 mm • 8mm • 40x35 - 1/2"

KAPASİTE TABLOSU • CAPACITY TABLE

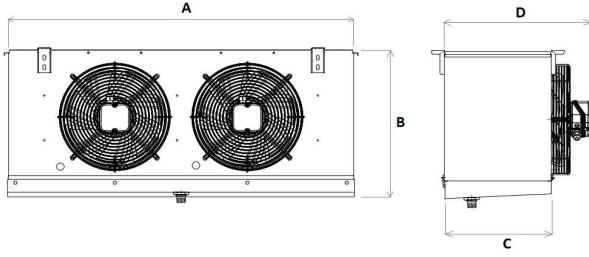
MODEL / MODEL	Yüzey / Surface	KAPASİTE / CAPACITY (R404A)				Hava Debisi / Air Flow	Boru Hacmi / Tube Volume	Fanlar / Fans		Boyutlar / Dimensions				Defrost Isıtıcıları / Electric Defrost				
		SC1 0/+10°C	SC2 -8/ 0°C	SC3 -25/-18°C	SC4 -31/-25°C			Çap / Diameter	Giriş / Inlet	Çıkış / Outlet	A	B	C	D	E1		Tava / Drain Tray	
															Batarya Coil / Batterie	Batarya Coil / Batterie		Watt
m <sup>2</sup>	Watt	Watt	Watt	Watt	m <sup>3</sup> / h	dm <sup>3</sup>	mm	inch	inch	mm	mm	mm	mm	Watt	Watt	Watt		
1 x Fan	ICC 30.11 FS4 08A	5,66	1.798	1.461	1.003	850	1.525	1,99	300	1/2"	1/2"	755	465	310	430	3x260	3x260	2x260
	ICC 30.11 FS6 08A	8,49	2.580	1.971	1.377	1.088	1.400	2,99	300	1/2"	5/8"	755	465	375	495	5x260	5x260	2x260
	ICC 35.11 FS4 08A	6,79	2.976	2.343	1.631	1.288	2.600	2,39	350	1/2"	1/2"	855	545	310	430	4x330	4x330	2x330
	ICC 35.11 FS6 08A	10,19	4.054	3.159	2.353	1.829	2.400	3,59	350	1/2"	5/8"	855	545	375	495	5x330	5x330	2x330
2 x Fan	ICC 30.12 FS4 08A	11,32	3.619	2.947	2.246	1.742	3.050	3,99	300	1/2"	5/8"	1.155	465	310	430	3x520	3x520	2x520
	ICC 30.12 FS6 08A	16,98	5.241	4.017	2.845	2.262	2.800	5,98	300	1/2"	3/4"	1.155	465	375	495	5x520	5x520	2x520
	ICC 35.12 FS4 08A	13,58	6.054	4.781	3.374	2.641	5.200	4,79	350	1/2"	3/4"	1.355	545	310	430	4x650	4x650	2x650
	ICC 35.12 FS6 08A	20,38	8.401	6.443	4.566	3.628	4.800	7,18	350	1/2"	3/4"	1.355	545	375	495	5x650	5x650	2x650
3 x Fan	ICC 30.13 FS4 08A	16,98	5.906	4.551	3.230	2.657	4.575	5,98	300	1/2"	3/4"	1.555	465	310	430	3x780	3x780	2x780
	ICC 30.13 FS6 08A	25,47	7.905	6.065	4.318	3.440	4.200	8,97	300	5/8"	7/8"	1.555	465	375	495	5x780	5x780	2x780
	ICC 35.13 FS4 08A	20,38	9.134	7.221	5.122	4.018	7.800	7,18	350	1/2"	7/8"	1.855	545	310	430	4x980	4x980	2x980
	ICC 35.13 FS6 08A	30,56	12.670	9.351	6.697	5.233	7.200	10,77	350	5/8"	7/8"	1.855	545	375	495	5x980	5x980	2x980
4 x Fan	ICC 30.14 FS4 08A	22,64	7.739	6.100	4.451	3.581	6.100	7,98	300	1/2"	7/8"	1.955	465	310	430	3x1040	3x1040	2x1040
	ICC 30.14 FS6 08A	33,96	10.334	8.095	5.982	4.718	5.600	11,96	300	5/8"	7/8"	1.955	465	375	495	5x1040	5x1040	2x1040
	ICC 35.14 FS4 08A	27,17	12.215	9.661	6.872	5.396	10.400	9,57	350	1/2"	7/8"	2.355	545	310	430	4x1300	4x1300	2x1300
	ICC 35.14 FS6 08A	40,75	16.926	13.001	9.278	7.390	9.600	14,36	350	5/8"	1 1/8"	2.355	545	375	495	5x1300	5x1300	2x1300



ICC • 400-450-500 mm • 6mm • 40x35 - 1/2"

KAPASİTE TABLOSU • CAPACITY TABLE

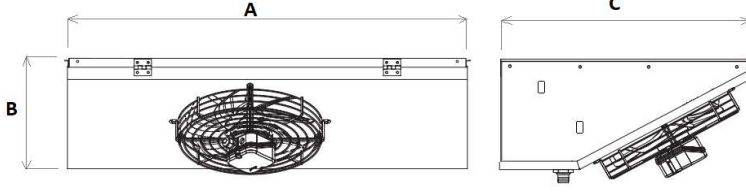
MODEL / MODEL	Yüzey / Surface	KAPASİTE / CAPACITY (R404A)				Hava Debisi / Air Flow	Boru Hacmi / Tube Volume	Fanlar / Fans		Boyutlar / Dimensions						Defrost Isıtıcıları / Electric Defrost		
		SC1 0/+10°C	SC2 -8/ 0°C	SC3 -25/-18°C	SC4 -31/-25°C			Çap / Diameter	Giriş / Inlet	Çıkış / Outlet	A	B	C	D	E1		E2	
															Batarya Coil / Batterie	Batarya Coil / Batterie		Tava / Drain Tray
m <sup>2</sup>	Watt	Watt	Watt	Watt	m <sup>3</sup> / h	dm <sup>3</sup>	mm	inch	inch	mm	mm	mm	mm	Watt	Watt	Watt		
1 x Fan	ICC 40.11 FS4 06A	16,81	5.109	4.035	2.965	2.374	3.680	4,54	400	1/2"	5/8"	955	635	375	515	4x360	4x360	2x360
	ICC 40.11 FS5 06A	21,01	6.161	4.726	3.309	2.591	3.560	5,67	400	1/2"	3/4"	955	635	415	555	5x360	5x360	2x360
	ICC 40.11 FS6 06A	25,22	6.887	5.213	3.500	2.704	3.435	6,80	400	1/2"	3/4"	955	635	415	555	5x360	5x360	2x360
	ICC 45.11 FS4 06A	16,81	5.491	4.422	3.239	2.539	4.630	4,54	450	1/2"	3/4"	1.055	635	375	515	5x430	5x430	2x430
	ICC 45.11 FS6 06A	25,22	7.509	5.648	3.726	2.865	4.215	6,80	450	1/2"	3/4"	1.055	635	415	555	7x430	7x430	2x430
	ICC 50.11 FS6 06A	35,50	10.917	6.526	4.970	3.873	6.358	9,30	500	5/8"	7/8"	1.205	715	415	555	8x520	8x520	2x520
	ICC 50.11 FS8 06A	47,30	13.001	7.529	5.885	4.667	5.798	12,40	500	5/8"	7/8"	1.205	715	515	655	10x520	10x520	2x520
2 x Fan	ICC 40.12 FS4 06A	33,62	10.652	8.143	5.674	4.443	7.360	9,07	400	1/2"	3/4"	1.505	635	375	515	4x720	4x720	2x720
	ICC 40.12 FS5 06A	42,03	12.500	9.622	6.826	5.370	7.120	11,34	400	1/2"	7/8"	1.505	635	415	555	5x720	5x720	2x720
	ICC 40.12 FS6 06A	50,44	14.100	10.017	7.809	6.243	6.870	13,61	400	1/2"	7/8"	1.505	635	415	555	5x720	5x720	2x720
	ICC 45.12 FS4 06A	33,62	11.352	8.900	6.135	4.752	9.260	9,07	450	1/2"	7/8"	1.705	635	375	515	5x850	5x850	2x850
	ICC 45.12 FS6 06A	50,44	15.561	11.978	8.500	6.704	8.430	13,61	450	1/2"	7/8"	1.705	635	415	555	7x850	7x850	2x850
	ICC 50.12 FS6 06A	71,00	23.270	15.921	12.376	10.331	12.605	18,60	500	5/8"	1 1/8"	2.005	715	415	555	8x1040	8x1040	2x1040
	ICC 50.12 FS8 06A	94,60	27.829	19.098	14.900	12.252	11.485	24,80	500	5/8"	1 3/8"	2.005	715	515	655	10x1040	10x1040	2x1040
3 x Fan	ICC 40.13 FS4 06A	46,56	14.396	11.200	7.939	6.022	10.840	12,76	400	5/8"	1 1/8"	2.055	635	375	515	4x1080	4x1080	2x1080
	ICC 40.13 FS5 06A	58,19	17.174	13.191	9.365	7.009	10.420	15,95	400	5/8"	1 1/8"	2.055	635	415	555	5x1080	5x1080	2x1080
	ICC 40.13 FS6 06A	69,83	19.130	14.843	10.496	8.000	10.040	19,14	400	5/8"	1 1/8"	2.055	635	415	555	5x1080	5x1080	2x1080
	ICC 45.13 FS4 06A	50,44	16.961	13.548	10.122	7.530	13.890	13,83	450	5/8"	1 1/8"	2.355	635	375	515	5x1280	5x1280	2x1280
	ICC 45.13 FS6 06A	75,65	23.374	17.922	12.522	9.857	12.645	20,74	450	5/8"	1 1/8"	2.355	635	415	555	7x1280	7x1280	2x1280
	ICC 50.13 FS6 06A	106,40	34.704	23.601	18.506	15.459	18.908	27,90	500	5/8"	1 3/8"	2.805	715	415	555	8x1560	8x1560	2x1560
	ICC 50.13 FS8 06A	141,90	41.823	28.088	21.657	17.253	17.264	37,20	500	1 1/8"	1 5/8"	2.805	715	515	655	10x1560	10x1560	2x1560
4 x Fan	ICC 40.14 FS4 06A	59,49	18.622	13.970	9.235	7.070	14.280	16,31	400	5/8"	1 1/8"	2.605	635	375	515	4x1440	4x1440	2x1440
	ICC 40.14 FS5 06A	74,36	21.943	16.548	10.096	8.409	13.700	20,38	400	5/8"	1 1/8"	2.605	635	415	555	5x1440	5x1440	2x1440
	ICC 40.14 FS6 06A	89,23	24.739	19.222	13.422	10.074	13.170	24,46	400	5/8"	1 3/8"	2.605	635	415	555	5x1440	5x1440	2x1440
	ICC 45.14 FS4 06A	62,07	19.983	16.296	11.952	8.913	18.020	17,02	450	5/8"	1 3/8"	3.005	635	375	515	5x1700	5x1700	2x1700
	ICC 45.14 FS6 06A	93,11	28.422	21.578	14.687	11.374	16.480	25,53	450	5/8"	1 3/8"	3.005	635	415	555	7x1700	7x1700	2x1700
	ICC 50.14 FS6 06A	133,10	44.799	30.488	24.189	19.970	23.590	34,90	500	7/8"	1 5/8"	3.405	715	415	555	8x2080	8x2080	2x2080
	ICC 50.14 FS8 06A	177,40	53.358	36.446	28.732	22.144	23.352	46,50	500	1 1/8"	1 5/8"	3.405	715	515	655	10x2080	10x2080	2x2080
5 x F	ICC 50.15 FS6 06A	177,00	59.095	40.166	31.828	26.228	31.513	46,50	500	1 1/8"	1 5/8"	4.405	715	415	555	8x2600	8x2600	2x2600
	ICC 50.15 FS8 06A	236,00	68.159	44.814	33.384	26.455	28.812	62,00	500	2x11/8"	2 1/8"	4.405	715	515	655	10x2600	10x2600	2x2600



ICC • 400-450-500 mm • 8mm • 40x35 - 1/2"

KAPASİTE TABLOSU • CAPACITY TABLE

MODEL / MODEL	Yüzey / Surface	KAPASİTE / CAPACITY (R404A)				Hava Debisi / Air Flow	Boru Hacmi / Tube Volume	Fanlar / Fans			Boyutlar / Dimensions				Defrost Isıtıcıları / Electric Defrost			
		SC1 0/+10°C	SC2 -8/ 0°C	SC3 -25/-18°C	SC4 -31/-25°C			Çap / Diameter	Giriş / Inlet	Çıkış / Outlet	A	B	C	D	E1		E2	
															Batarya Cöl / Batterie	Batarya Cöl / Batterie		Tava / Drain Tray
m <sup>2</sup>	Watt	Watt	Watt	Watt	m <sup>3</sup> / h	dm <sup>3</sup>	mm	inch	inch	mm	mm	mm	mm	Watt	Watt	Watt		
1 x Fan	ICC 40.11 FS4 08A	12,88	4.296	3.478	2.587	2.061	3.690	4,54	400	1/2"	5/8"	955	635	375	515	4x360	4x360	2x360
	ICC 40.11 FS5 08A	16,10	5.400	4.117	2.961	2.352	3.560	5,67	400	1/2"	3/4"	955	635	415	555	5x360	5x360	2x360
	ICC 40.11 FS6 08A	19,31	6.139	4.664	3.200	2.522	3.430	6,80	400	1/2"	3/4"	955	635	415	555	5x360	5x360	2x360
	ICC 45.11 FS4 08A	12,88	4.748	3.857	2.843	2.274	4.765	4,54	450	1/2"	3/4"	1.055	635	375	515	5x430	5x430	2x430
	ICC 45.11 FS6 08A	19,31	6.730	5.100	3.461	2.674	4.370	6,80	450	1/2"	3/4"	1.055	635	415	555	7x430	7x430	2x430
	ICC 50.11 FS6 08A	26,60	9.437	5.388	4.085	3.174	6.743	9,30	500	5/8"	7/8"	1.205	715	415	555	8x520	8x520	2x520
ICC 50.11 FS8 08A	35,50	11.442	6.364	4.947	3.897	6.255	12,40	500	5/8"	7/8"	1.205	715	515	655	10x520	10x520	2x520	
2 x Fan	ICC 40.12 FS4 08A	25,75	9.104	7.091	5.035	3.957	7.380	9,07	400	1/2"	3/4"	1.505	635	375	515	4x720	4x720	2x720
	ICC 40.12 FS5 08A	32,19	10.926	8.422	6.070	4.848	7.120	11,34	400	1/2"	7/8"	1.505	635	415	555	5x720	5x720	2x720
	ICC 40.12 FS6 08A	38,63	12.413	9.596	6.983	5.596	6.860	13,61	400	1/2"	7/8"	1.505	635	415	555	5x720	5x720	2x720
	ICC 45.12 FS4 08A	25,75	9.822	7.800	5.487	4.283	9.530	9,07	450	1/2"	7/8"	1.705	635	375	515	5x850	5x850	2x850
	ICC 45.12 FS6 08A	38,63	13.700	10.565	7.661	6.117	8.740	13,61	450	1/2"	7/8"	1.705	635	415	555	7x850	7x850	2x850
	ICC 50.12 FS6 08A	53,20	20.596	14.035	11.035	8.918	13.471	18,60	500	5/8"	1 1/8"	2.005	715	415	555	8x1040	8x1040	2x1040
ICC 50.12 FS8 08A	71,00	25.019	17.094	13.371	10.724	12.494	24,80	500	5/8"	1 3/8"	2.005	715	515	655	10x1040	10x1040	2x1040	
3 x Fan	ICC 40.13 FS4 08A	35,66	12.217	9.757	6.978	5.217	11.090	12,76	400	5/8"	1 1/8"	2.055	635	375	515	4x1080	4x1080	2x1080
	ICC 40.13 FS5 08A	44,57	15.122	11.583	8.230	6.191	10.700	15,95	400	5/8"	1 1/8"	2.055	635	415	555	5x1080	5x1080	2x1080
	ICC 40.13 FS6 08A	53,49	16.848	13.126	9.152	7.017	10.360	19,14	400	5/8"	1 1/8"	2.055	635	415	555	5x1080	5x1080	2x1080
	ICC 45.13 FS4 08A	38,63	14.722	11.800	8.761	6.722	14.295	13,83	450	5/8"	1 1/8"	2.355	635	375	515	5x1280	5x1280	2x1280
	ICC 45.13 FS6 08A	57,94	20.652	15.878	11.348	8.909	13.110	20,74	450	5/8"	1 1/8"	2.355	635	415	555	7x1280	7x1280	2x1280
	ICC 50.13 FS6 08A	79,80	30.598	20.723	16.411	13.198	20.207	27,90	500	5/8"	1 3/8"	2.805	715	415	555	8x1560	8x1560	2x1560
ICC 50.13 FS8 08A	106,40	37.148	24.823	18.618	14.778	18.741	37,20	500	1 1/8"	1 5/8"	2.805	715	515	655	10x1560	10x1560	2x1560	
4 x Fan	ICC 40.14 FS4 08A	45,56	15.957	12.374	8.457	6.396	14.630	16,31	400	5/8"	1 1/8"	2.605	635	375	515	4x1440	4x1440	2x1440
	ICC 40.14 FS5 08A	56,95	19.504	14.752	10.109	7.643	14.100	20,38	400	5/8"	1 1/8"	2.605	635	415	555	5x1440	5x1440	2x1440
	ICC 40.14 FS6 08A	68,34	22.370	17.113	12.052	9.052	13.620	24,46	400	5/8"	1 3/8"	2.605	635	415	555	5x1440	5x1440	2x1440
	ICC 45.14 FS4 08A	47,54	17.261	13.752	10.048	7.600	18.580	17,02	450	5/8"	1 3/8"	3.005	635	375	515	5x1700	5x1700	2x1700
	ICC 45.14 FS6 08A	71,31	25.330	19.191	13.343	10.157	17.210	25,53	450	5/8"	1 3/8"	3.005	635	415	555	7x1700	7x1700	2x1700
	ICC 50.14 FS6 08A	99,80	39.483	26.765	21.269	17.035	26.227	34,90	500	7/8"	1 5/8"	3.405	715	415	555	8x2080	8x2080	2x2080
ICC 50.14 FS8 08A	133,10	47.820	32.513	25.554	20.398	24.194	46,50	500	1 1/8"	1 5/8"	3.405	715	515	655	10x2080	10x2080	2x2080	
5 x F	ICC 50.15 FS6 08A	136,00	52.004	35.215	27.940	22.340	32.864	46,50	500	1 1/8"	1 5/8"	4.405	715	415	555	8x2600	8x2600	2x2600
	ICC 50.15 FS8 08A	177,40	61.449	42.688	32.742	27.018	31.553	62,00	500	2x11/8"	2 1/8"	4.405	715	515	655	10x2600	10x2600	2x2600



ICS • 300-350 mm • 6mm • 40x35 - 1/2"

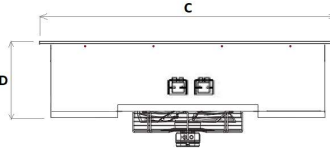
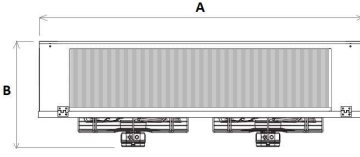
KAPASİTE TABLOSU • CAPACITY TABLE

MODEL / MODEL	Yüzey / Surface	KAPASİTE / CAPACITY (R404A)				Hava Debisi / Air Flow	Boru Hacmi / Tube Volume	Fanlar / Fans	Boyutlar / Dimensions				Defrost Isıtıcıları / Electric Defrost					
		SC1 0/+10°C	SC2 -8/ 0°C	SC3 -25/-18°C	SC4 -31/-25°C				Çap / Diameter	Giriş / Inlet	Çıkış / Outlet	A	B	C	D	E1		Tava / Drain Tray
																Batarya Coil / Batterie	Batarya Coil / Batterie	
1 x Fan	ICS 30.11 FS4 06A	6,59	1.900	1.561	1.195	941	1.420	0,72	300			855	305	650	-	4x360	4x360	2x360
	ICS 30.11 FS6 06A	9,88	2.400	1.813	1.386	1.102	1.270	1,08	300			855	305	650	-	6x360	6x360	2x360
	ICS 35.11 FS4 06A	8,78	2.891	2.326	1.686	1.326	2.325	0,96	350			1.055	305	720	-	4x520	4x520	2x520
	ICS 35.11 FS6 06A	13,17	3.748	2.965	2.271	1.771	2.060	1,44	350			1.055	305	720	-	6x520	6x520	2x520
2 x Fan	ICS 30.12 FS4 06A	13,17	3.813	3.135	2.415	1.911	2.840	1,44	300			1.455	305	650	-	4x720	4x720	2x720
	ICS 30.12 FS6 06A	19,76	5.135	4.061	3.059	2.394	2.540	2,15	300			1.455	305	650	-	6x720	6x720	2x720
	ICS 35.12 FS4 06A	17,56	5.291	4.487	3.504	2.742	4.650	1,91	350			1.855	305	720	-	4x1040	4x1040	2x1040
	ICS 35.12 FS6 06A	26,34	6.357	5.048	4.153	3.602	4.120	2,87	350			1.855	305	720	-	6x1040	6x1040	2x1040
3 x Fan	ICS 30.13 FS4 06A	19,76	5.735	4.709	3.661	2.881	4.260	2,15	300			2.055	305	650	-	4x1080	4x1080	2x1080
	ICS 30.13 FS6 06A	29,64	7.217	5.457	4.178	3.331	3.810	3,23	300			2.055	305	650	-	6x1080	6x1080	2x1080
	ICS 35.13 FS4 06A	26,34	7.439	5.387	5.199	4.102	6.975	2,87	350			2.655	305	720	-	4x1560	4x1560	2x1560
	ICS 35.13 FS6 06A	39,51	11.209	8.939	6.877	5.386	6.180	4,31	350			2.655	305	720	-	6x1560	6x1560	2x1560
4 x Fan	ICS 30.14 FS4 06A	26,34	3.130	5.687	4.263	3.415	5.680	2,87	300			2.655	305	650	-	4x1440	4x1440	2x1440
	ICS 30.14 FS6 06A	39,51	10.287	8.135	6.153	4.818	5.080	4,31	300			2.655	305	650	-	6x1440	6x1440	2x1440
	ICS 35.14 FS4 06A	35,12	10.796	9.000	7.038	5.517	9.300	3,83	350			3.455	305	720	-	4x2080	4x2080	2x2080
	ICS 35.14 FS6 06A	52,68	15.865	12.339	9.055	7.267	8.240	5,74	350			3.455	305	720	-	6x2080	6x2080	2x2080

ICS • 300-350 mm • 8mm • 40x35 - 1/2"

KAPASİTE TABLOSU • CAPACITY TABLE

MODEL / MODEL	Yüzey / Surface	KAPASİTE / CAPACITY (R404A)				Hava Debisi / Air Flow	Boru Hacmi / Tube Volume	Fanlar / Fans	Boyutlar / Dimensions				Defrost Isıtıcıları / Electric Defrost					
		SC1 0/+10°C	SC2 -8/ 0°C	SC3 -25/-18°C	SC4 -31/-25°C				Çap / Diameter	Giriş / Inlet	Çıkış / Outlet	A	B	C	D	E1		Tava / Drain Tray
																Batarya Coil / Batterie	Batarya Coil / Batterie	
1 x Fan	ICS 30.11 FS4 08A	5,09	2.257	2.030	1.487	1.186	2.410	0,72	300			855	305	650	-	4x360	4x360	2x360
	ICS 30.11 FS6 08A	7,63	3.239	2.600	1.958	1.542	2.160	1,08	300			855	305	650	-	6x360	6x360	2x360
	ICS 35.11 FS4 08A	6,79	2.891	2.326	1.686	1.326	2.325	0,96	350			1.055	305	720	-	4x520	4x520	2x520
	ICS 35.11 FS6 08A	10,18	3.748	2.965	2.271	1.771	2.060	1,44	350			1.055	305	720	-	6x520	6x520	2x520
2 x Fan	ICS 30.12 FS4 08A	10,18	4.622	3.757	2.936	2.280	4.820	1,44	300			1.455	305	650	-	4x720	4x720	2x720
	ICS 30.12 FS6 08A	15,27	6.996	5.430	4.017	3.229	4.320	2,15	300			1.455	305	650	-	6x720	6x720	2x720
	ICS 35.12 FS4 08A	13,57	5.291	4.487	3.504	2.742	4.650	1,91	350			1.855	305	720	-	4x1040	4x1040	2x1040
	ICS 35.12 FS6 08A	20,36	6.357	5.048	4.153	3.602	4.120	2,87	350			1.855	305	720	-	6x1040	6x1040	2x1040
3 x Fan	ICS 30.13 FS4 08A	15,27	7.800	6.313	4.674	3.743	7.230	2,15	300			2.055	305	650	-	4x1080	4x1080	2x1080
	ICS 30.13 FS6 08A	22,90	10.000	8.043	6.104	4.761	6.480	3,23	300			2.055	305	650	-	6x1080	6x1080	2x1080
	ICS 35.13 FS4 08A	20,36	7.635	5.526	5.335	4.209	6.975	2,87	350			2.655	305	720	-	4x1560	4x1560	2x1560
	ICS 35.13 FS6 08A	30,54	11.583	9.174	7.057	5.526	6.180	4,31	350			2.655	305	720	-	6x1560	6x1560	2x1560
4 x Fan	ICS 30.14 FS4 08A	20,36	9.257	7.526	5.898	4.585	9.640	2,87	300			2.655	305	650	-	4x1440	4x1440	2x1440
	ICS 30.14 FS6 08A	30,54	14.030	10.900	8.102	6.504	8.640	4,31	300			2.655	305	650	-	6x1440	6x1440	2x1440
	ICS 35.14 FS4 08A	27,15	10.796	9.000	7.038	5.517	9.300	3,83	350			3.455	305	720	-	4x2080	4x2080	2x2080
	ICS 35.14 FS6 08A	40,72	15.865	12.339	9.055	7.267	8.240	5,74	350			3.455	305	720	-	6x2080	6x2080	2x2080



ICD • 300-350-400 mm • 4mm • 40x35 - 1/2"

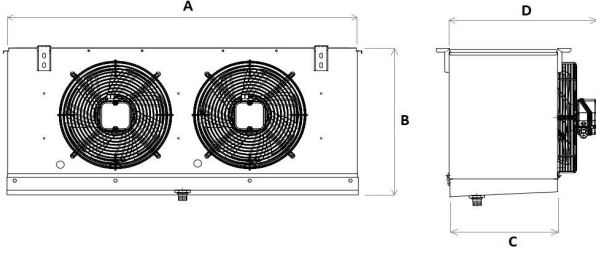
KAPASİTE TABLOSU • CAPACITY TABLE

MODEL / MODEL	Yüzey / Surface	KAPASİTE / CAPACITY (R404A)				Hava Debisi / Air Flow	Boru Hacmi / Tube Volume	Fanlar / Fans	Boyutlar / Dimensions				Defrost Isıtıcıları / Electric Defrost					
		SC1 0/+10°C	SC2 -8/ 0°C	SC3 -25/-18°C	SC4 -31/-25°C				A	B	C	D	E1		Tava / Drain Tray			
													Batarya Coil / Batterie	Batarya Coil / Batterie		Watt	Watt	Watt
m <sup>2</sup>	Watt	Watt	Watt	Watt	m <sup>3</sup> / h	dm <sup>3</sup>	mm	inch	inch	mm	mm	mm	mm	Watt	Watt	Watt		
1 x Fan	ICD 30.11 FS4 04A	10,64	2.143	1.722	-	-	1.450	1,99	300			655	385	850	285	4x260	-	-
	ICD 30.11 FS6 04A	15,96	3.148	2.509	-	-	1.290	2,99	300			655	385	1.000	285	6x260	-	-
	ICD 35.11 FS4 04A	15,96	3.900	3.161	-	-	2.480	2,99	350			755	425	900	325	4x330	-	-
	ICD 35.11 FS6 04A	23,94	5.365	4.161	-	-	2.225	4,49	350			755	425	1.050	325	6x330	-	-
2 x Fan	ICD 30.12 FS4 04A	21,28	5.291	4.161	-	-	2.900	3,99	300			1.055	385	850	285	4x520	-	-
	ICD 30.12 FS6 04A	31,92	6.726	5.200	-	-	2.580	5,98	300			1.055	385	1.000	285	6x520	-	-
	ICD 35.12 FS4 04A	31,92	8.504	6.465	-	-	4.960	5,98	350			1.255	425	900	325	4x650	-	-
	ICD 35.12 FS6 04A	47,88	10.848	8.448	-	-	4.450	8,97	350			1.255	425	1.050	325	6x650	-	-
	ICD 40.12 FS4 04A	41,50	11.239	8.843	-	-	6.780	7,78	400			1.555	445	1.050	325	4x720	-	-
	ICD 40.12 FS6 04A	62,24	14.326	11.283	-	-	6.140	11,67	400			1.555	445	1.200	325	6x720	-	-
ICD 45.12 FS6 04A	75,70	18.339	12.346	-	-	7.230	13,20	450			1.655	445	1.350	325	8x850	-	-	
3 x Fan	ICD 30.13 FS4 04A	31,92	7.561	6.157	-	-	4.350	5,98	300			1.455	385	850	285	4x780	-	-
	ICD 35.13 FS4 04A	47,88	12.904	10.074	-	-	7.440	8,97	350			1.755	425	900	325	4x980	-	-
	ICD 35.13 FS6 04A	71,82	16.335	12.735	-	-	6.675	13,46	350			1.755	425	1.050	325	6x980	-	-
	ICD 40.13 FS4 04A	57,46	15.722	12.383	-	-	10.170	10,77	400			2.055	445	1.050	325	4x1080	-	-
	ICD 40.13 FS6 04A	110,12	18.952	15.217	-	-	9.210	20,64	400			2.055	445	1.200	325	6x1080	-	-
ICD 45.13 FS6 04A	113,50	26.667	18.507	-	-	10.810	19,80	450			2.305	445	1.350	325	8x1280	-	-	
4 x Fan	ICD 40.14 FS4 04A	73,42	17.761	15.974	-	-	13.560	13,76	400			2.555	445	1.050	325	4x1440	-	-
	ICD 40.14 FS6 04A	110,12	25.722	20.274	-	-	12.280	20,64	400			2.555	445	1.200	325	6x1440	-	-
	ICD 45.14 FS6 04A	151,40	36.307	24.199	-	-	14.480	26,50	450			2.955	445	1.350	325	8x1700	-	-

ICD • 300-350-400 mm • 6mm • 40x35 - 1/2"

KAPASİTE TABLOSU • CAPACITY TABLE

MODEL / MODEL	Yüzey / Surface	KAPASİTE / CAPACITY (R404A)				Hava Debisi / Air Flow	Boru Hacmi / Tube Volume	Fanlar / Fans	Boyutlar / Dimensions				Defrost Isıtıcıları / Electric Defrost					
		SC1 0/+10°C	SC2 -8/ 0°C	SC3 -25/-18°C	SC4 -31/-25°C				A	B	C	D	E1		Tava / Drain Tray			
													Batarya Coil / Batterie	Batarya Coil / Batterie		Watt	Watt	Watt
m <sup>2</sup>	Watt	Watt	Watt	Watt	m <sup>3</sup> / h	dm <sup>3</sup>	mm	inch	inch	mm	mm	mm	mm	Watt	Watt	Watt		
1 x Fan	ICD 30.11 FS4 06A	7,39	1.561	1.196	1.026	826	1.520	1,99	300			655	385	850	285	4x260	4x260	2x260
	ICD 30.11 FS6 06A	11,08	2.661	2.061	1.539	1.217	1.380	2,99	300			655	385	1.000	285	6x260	6x260	2x260
	ICD 35.11 FS4 06A	11,08	3.122	2.587	1.987	1.539	2.600	2,99	350			755	425	900	325	4x330	4x330	2x330
	ICD 35.11 FS6 06A	16,63	4.596	3.578	2.617	2.091	2.375	4,49	350			755	425	1.050	325	6x330	6x330	2x330
2 x Fan	ICD 30.12 FS4 06A	14,78	4.278	3.426	2.578	2.065	3.040	3,99	300			1.055	385	850	285	4x520	4x520	2x520
	ICD 30.12 FS6 06A	22,17	5.874	4.496	3.130	2.483	2.760	5,98	300			1.055	385	1.000	285	6x520	6x520	2x520
	ICD 35.12 FS4 06A	22,17	7.183	5.465	3.778	2.935	5.200	5,98	350			1.255	425	900	325	4x650	4x650	2x650
	ICD 35.12 FS6 06A	33,25	9.274	7.235	5.339	4.296	4.750	8,97	350			1.255	425	1.050	325	6x650	6x650	2x650
	ICD 40.12 FS4 06A	28,82	8.813	7.213	5.504	4.426	7.060	7,78	400			1.555	445	1.050	325	4x720	4x720	2x720
	ICD 40.12 FS6 06A	43,23	12.091	9.530	7.248	5.739	6.500	11,67	400			1.555	445	1.200	325	6x720	6x720	2x720
ICD 45.12 FS6 06A	50,50	15.562	10.393	8.036	6.336	7.865	13,20	450			1.655	445	1.350	325	8x850	8x850	2x850	
3 x Fan	ICD 30.13 FS4 06A	22,17	6.804	5.209	3.626	2.826	4.560	5,98	300			1.455	385	850	285	4x780	4x780	2x780
	ICD 35.13 FS4 06A	33,25	10.326	8.300	6.157	4.939	7.800	8,97	350			1.755	425	900	325	4x980	4x980	2x980
	ICD 35.13 FS6 06A	49,88	13.952	10.891	8.065	6.491	7.135	13,46	350			1.755	425	1.050	325	6x980	6x980	2x980
	ICD 40.13 FS4 06A	39,90	12.322	10.087	7.687	6.209	10.590	10,77	400			2.055	445	1.050	325	4x1080	4x1080	2x1080
	ICD 40.13 FS6 06A	59,90	15.883	12.561	9.461	7.465	9.750	20,64	400			2.055	445	1.200	325	6x1080	6x1080	2x1080
ICD 45.13 FS6 06A	75,70	23.317	16.063	12.384	10.358	11.750	19,80	450			2.305	445	1.350	325	8x1280	8x1280	2x1280	
4 x Fan	ICD 40.14 FS4 06A	50,99	14.266	13.257	9.757	7.552	14.120	13,76	400			2.555	445	1.050	325	4x1440	4x1440	2x1440
	ICD 40.14 FS6 06A	76,48	21.696	17.109	13.048	10.357	13.000	20,64	400			2.555	445	1.200	325	6x1440	6x1440	2x1440
	ICD 45.14 FS6 06A	100,90	30.544	20.136	14.969	11.764	15.755	26,50	450			2.955	445	1.350	325	8x1700	8x1700	2x1700



#### ICE • 630 mm • 6mm • 40x35 - 1/2"

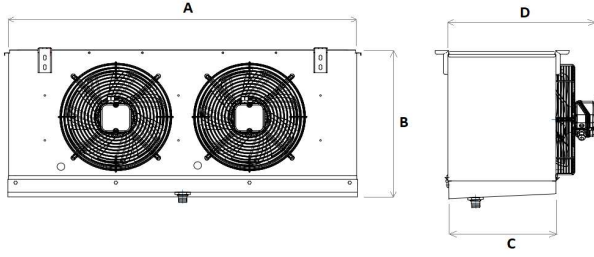
#### KAPASİTE TABLOSU • CAPACITY TABLE

MODEL / MODEL	Yüzey / Surface	KAPASİTE / CAPACITY (R404A)				Hava Debisi / Air Flow	Boru Hacmi / Tube Volume	Fanlar / Fans			Boyutlar / Dimensions				Defrost Isıtıcıları / Electric Defrost			
		SC1 0/+10°C	SC2 -8/ 0°C	SC3 -25/-18°C	SC4 -31/-25°C			Çap / Diameter	Giriş / Inlet	Çıkış / Outlet	A	B	C	D	E1		Tava / Drain Tray	
															Batarya Coil / Batterie	Batarya Coil / Batterie		Watt
m <sup>2</sup>	Watt	Watt	Watt	Watt	m <sup>3</sup> / h	dm <sup>3</sup>	mm	inch	inch	mm	mm	mm	mm	Watt	Watt	Watt		
1 x F	ICE 63.11 FS6 06A	66,50	23.447	15.947	12.514	10.408	14.275	17,40	630			1.440	1.066	600	740	7x650	7x650	2x650
	ICE 63.11 FS8 06A	88,70	28.440	19.417	15.302	12.529	13.145	23,30	630			1.440	1.060	700	840	9x650	9x650	2x650
2 x F	ICE 63.12 FS6 06A	133,10	47.520	32.275	25.414	21.182	28.550	34,90	630			2.440	1.066	600	740	7x1300	7x1300	2x1300
	ICE 63.12 FS8 06A	177,40	57.536	39.231	30.997	25.476	26.290	46,50	630			2.440	1.060	700	840	9x1300	9x1300	2x1300
3 x F	ICE 63.13 FS6 06A	199,60	71.604	48.607	38.321	31.963	42.820	52,30	630			3.440	1.066	600	740	7x1950	7x1950	2x1950
	ICE 63.13 FS8 06A	266,10	86.640	59.050	46.697	38.429	39.430	69,80	630			3.440	1.060	700	840	9x1950	9x1950	2x1950
4 x F	ICE 63.14 FS6 06A	266,10	95.688	64.940	51.229	42.746	57.100	69,80	630			4.440	1.066	600	740	7x2500	7x2500	2x2500
	ICE 63.14 FS8 06A	354,80	115.749	78.868	62.398	51.386	52.570	93,00	630			4.440	1.060	700	840	9x2500	9x2500	2x2500

#### ICE • 630 mm • 8mm • 40x35 - 1/2"

#### KAPASİTE TABLOSU • CAPACITY TABLE

MODEL / MODEL	Yüzey / Surface	KAPASİTE / CAPACITY (R404A)				Hava Debisi / Air Flow	Boru Hacmi / Tube Volume	Fanlar / Fans			Boyutlar / Dimensions				Defrost Isıtıcıları / Electric Defrost			
		SC1 0/+10°C	SC2 -8/ 0°C	SC3 -25/-18°C	SC4 -31/-25°C			Çap / Diameter	Giriş / Inlet	Çıkış / Outlet	A	B	C	D	E1		Tava / Drain Tray	
															Batarya Coil / Batterie	Batarya Coil / Batterie		Watt
m <sup>2</sup>	Watt	Watt	Watt	Watt	m <sup>3</sup> / h	dm <sup>3</sup>	mm	inch	inch	mm	mm	mm	mm	Watt	Watt	Watt		
1 x F	ICE 63.11 FS6 08A	49,90	20.669	14.002	11.115	8.917	14.800	17,40	630			1.440	1.066	600	740	7x650	7x650	2x650
	ICE 63.11 FS8 08A	66,50	25.449	17.276	13.642	10.860	13.750	23,30	630			1.440	1.060	700	840	9x650	9x650	2x650
2 x F	ICE 63.12 FS6 08A	99,80	41.781	28.268	22.494	18.117	29.600	34,90	630			2.440	1.066	600	740	7x1300	7x1300	2x1300
	ICE 63.12 FS8 08A	133,10	51.376	34.831	27.571	22.023	27.500	46,50	630			2.440	1.060	700	840	9x1300	9x1300	2x1300
3 x F	ICE 63.13 FS6 08A	149,70	62.897	42.536	33.876	27.323	44.400	52,30	630			3.440	1.066	600	740	7x1950	7x1950	2x1950
	ICE 63.13 FS8 08A	199,60	77.307	52.395	41.504	33.190	41.250	69,80	630			3.440	1.060	700	840	9x1950	9x1950	2x1950
4 x F	ICE 63.14 FS6 08A	199,60	84.016	56.806	45.258	36.721	59.200	69,80	630			4.440	1.066	600	740	7x2500	7x2500	2x2500
	ICE 63.14 FS8 08A	266,10	103.238	69.958	55.437	44.358	55.000	93,00	630			4.440	1.060	700	840	9x2500	9x2500	2x2500



#### ICE • 630 mm • 10mm • 40x35 - 1/2"

#### KAPASİTE TABLOSU • CAPACITY TABLE

MODEL / MODEL	Yüzey / Surface	KAPASİTE / CAPACITY (R404A)				Hava Debisi / Air Flow	Boru Hacmi / Tube Volume	Fanlar / Fans			Boyutlar / Dimensions				Defrost Isıtıcıları / Electric Defrost			
		-	-	-	SC5 -35/-40°C			Çap / Diameter	Giriş / Inlet	Çıkış / Outlet	A	B	C	D	E1		Tava / Drain Tray	
															Batarya Coil / Batterie	Batarya Coil / Batterie		Watt
m <sup>2</sup>	Watt	Watt	Watt	Watt	m <sup>3</sup> / h	dm <sup>3</sup>	mm	inch	inch	mm	mm	mm	mm	Watt	Watt	Watt		
1 x F	ICE 63.11 FS6 10A	41,92	-	-	-	6.300	15.586	17,96	630			1.440	1.060	600	740	7x650	7x650	2x650
	ICE 63.11 FS8 10A	55,89	-	-	-	7.400	14.724	23,94	630			1.440	1.060	700	840	9x650	9x650	2x650
2 x F	ICE 63.12 FS6 10A	83,84	-	-	-	14.000	31.172	35,91	630			2.440	1.060	600	740	7x1300	7x1300	2x1300
	ICE 63.12 FS8 10A	111,18	-	-	-	17.000	29.448	47,88	630			2.440	1.060	700	840	9x1300	9x1300	2x1300
3 x F	ICE 63.13 FS6 10A	125,80	-	-	-	20.250	46.758	53,87	630			3.440	1.060	600	740	7x1950	7x1950	2x1950
	ICE 63.13 FS8 10A	167,70	-	-	-	23.500	44.172	71,82	630			3.440	1.060	700	840	9x1950	9x1950	2x1950
4 x F	ICE 63.14 FS6 10A	167,70	-	-	-	27.500	62.344	71,82	630			4.440	1.060	600	740	7x2500	7x2500	2x2500
	ICE 63.14 FS8 10A	223,60	-	-	-	31.500	58.896	95,76	630			4.440	1.060	700	840	9x2500	9x2500	2x2500



#### ICB • 630 mm • 10mm • 40x35 - 1/2"

#### KAPASİTE TABLOSU • CAPACITY TABLE

MODEL / MODEL	Yüzey / Surface	KAPASİTE / CAPACITY (R404A)				Hava Debisi / Air Flow	Boru Hacmi / Tube Volume	Fanlar / Fans			Boyutlar / Dimensions				Defrost Isıtıcıları / Electric Defrost			
		SC2 -8/0°C	SC3 -25/-18°C	SC4 -31/-25°C	SC5 -40/-35°C			Çap / Diameter	Giriş / Inlet	Çıkış / Outlet	A	B	C	D	E1		Tava / Drain Tray	
															Batarya Coil / Batterie	Batarya Coil / Batterie		Watt
m <sup>2</sup>	Watt	Watt	Watt	Watt	m <sup>3</sup> / h	dm <sup>3</sup>	mm	inch	inch	mm	mm	mm	mm	Watt	Watt	Watt		
2 x F	ICB 63.21 FS6 10A	79,80	24.771	19.146	14.975	11.177	31.172	34,90	630			1.500	2.200	760	900	14x650	14x650	2x650
	ICB 63.21 FS8 10A	106,40	30.369	22.637	17.781	13.427	29.448	46,50	630			1.500	2.200	760	900	18x650	18x650	2x650
4 x F	ICB 63.22 FS6 10A	159,70	50.345	39.554	31.112	23.248	62.344	69,80	630			2.500	2.200	760	900	14x1300	14x1300	2x1300
	ICB 63.22 FS8 10A	212,90	62.781	48.531	38.512	29.106	58.896	93,00	630			2.500	2.200	760	900	18x1300	18x1300	2x1300
6 x F	ICB 63.23 FS6 10A	239,50	76.221	60.451	47.540	35.620	93.516	104,70	630			3.500	2.200	760	900	14x1950	14x1950	2x1950
	ICB 63.23 FS8 10A	319,30	94.891	73.732	58.637	44.421	88.344	139,60	630			3.500	2.200	760	900	18x1950	18x1950	2x1950
8 x F	ICB 63.24 FS6 10A	319,40	101.994	81.134	64.144	47.922	124.688	139,60	630			4.500	2.200	760	900	14x2600	14x2600	2x2600
	ICB 63.24 FS8 10A	425,80	126.747	99.224	78.770	59.505	117.792	186,00	630			4.500	2.200	760	900	18x2600	18x2600	2x2600